# PEAD-AA15NL & SUZ-AA15NLHZ
## 15,000 BTU/H HORIZONTAL-DUCTED INDOOR UNIT
## 15,000 BTU/H HYPER HEAT PUMP OUTDOOR UNIT

| | | | |
|---|---|---|---|
| **Job Name:** | | | |
| **System Reference:** | | **Date:** | |



INDOOR Unit ... PEAD-AA15NL

OUTDOOR Unit ... SUZ-AA15NLHZ

### INDOOR UNIT FEATURES

- Wi-Fi Optional: A Wireless Interface Adapter can be ordered as an accessory for field installation.
- Four Speed Fan: Adjust the fan between four speed settings to optimal comfort.
- Auto Changeover: The unit will automatically switch between heating and cooling modes to maintain your desired temperature.
- Condensate Lift Mechanism: Reduces the need for an additional pump to remove condensate. Units with a condensate lift mechanism also include an overflow safety switch.
- Light Commercial: Light commercial applications include small offices, restaurants, and retail.

### OUTDOOR UNIT FEATURES

- H2i® Hyper-Heating: 100% heating capacity down to 5° F .
- Inverter Driven Compressor: Inverter technology uses only the precise amount of energy needed to keep a space comfortable.
- Blue Fin Coating: Anti-corrosion coating that protects the outdoor heat exchanger against salt, sulfur, and other airborne contaminants that impact the efficiency and performance of the outdoor units.
- Base Pan Heater: This advanced base pan heater helps to prevent interrupted operation due to water freezing after a defrost cycle, ensuring your warmth and comfort during colder weather.
- Seacoast Protection: An anti-corrosion treatment applied to the aluminum fins of the heat exchanger of the outdoor unit to protect against corrosion caused by salt, sulfur, and other airborne contaminants, especially in coastal and industrial areas.


© 2026 Mitsubishi Electric Trane HVAC US LLC. All rights reserved.

# SPECIFICATIONS: PEAD-AA15NL & SUZ-AA15NLHZ

| | | | |
|---|---|---|---|
| Cooling at 95F[1] | Maximum Capacity | Btu/h | 15000 |
| | Rated Capacity | Btu/h | 15000 |
| | Minimum Capacity | Btu/h | 5900 |
| | Maximum Power Input | W | 1150 |
| | Rated Power Input | W | 1150 |
| | Moisture Removal | Pints/h | 1.70 |
| | Sensible Heat Factor | | 0.88 |
| | Power Factor [208V / 230V] | % | 97 / 97 |
| Heating at 47F[2] | Maximum Capacity | Btu/h | 20400 |
| | Rated Capacity | Btu/h | 18000 |
| | Minimum Capacity | Btu/h | 8300 |
| | Maximum Power Input | W | 1510 |
| | Rated Power Input | W | 1319 |
| | Power Factor [208V / 230V] | % | 97 / 97 |
| Heating at 17F[3] | Maximum Capacity | Btu/h | 18000 |
| | Rated Capacity | Btu/h | 11600 |
| | Maximum Power Input | W | 2070 |
| | Rated Power Input | W | 1220 |
| Heating at 5F[5] | Maximum Capacity | Btu/h | 18000 |
| | Maximum Power Input | W | 2637 |
| Heating at -13F[9] | Maximum Capacity | Btu/h | 11000 |
| Efficiency | SEER2 | | 17.20 |
| | EER2[1] | | 13 |
| | HSPF2 [IV] | | 10.20 |
| | COP at 47°F[2] | | 4 |
| | COP at 17°F at Maximum Capacity[3] | | 2.50 |
| | COP at 5°F at Maximum Capacity[5] | | 2 |
| | COP at -13°F at Maximum Capacity[9] | | 1.67 |
| | ENERGY STAR® Certified | | Yes |
| Electrical | Voltage, Phase, Frequency | V AC / V AC , ø , Hz | 208 / 230 , 1 , 60 |
| | Guaranteed Voltage Range | V AC | 198 - 253 |
| | Voltage: Indoor - Outdoor, S1-S2 | V AC | 208/230 |
| | Voltage: Indoor - Outdoor, S2-S3 | V DC | 12-24 |
| | Short-circuit Current Rating [SCCR] | kA | 5 |
| | Recommended Fuse/Breaker Size (Outdoor) | A | 30 |
| | Recommended Wire Size [Indoor - Outdoor] | AWG | 14 |
| Indoor Unit | MCA | A | 2.25 |
| | Fan Motor Output | W | 121 |
| | Fan Motor Type | | DC Motor |
| | Airflow Rate at Cooling, Dry | CFM | 403 , 424 , 512 , 600 |
| | Airflow Rate at Heating, Dry | CFM | 403 , 424 , 512 , 600 |
| | Sound Pressure Level [Cooling] | dB (A) | 28 , 29 , 34 , 37 |
| | Sound Pressure Level [Heating] | dB (A) | 28 , 29 , 34 , 37 |
| | External Static Pressure | in.WG | 0.14 , 0.20 , 0.28 , 0.40 , 0.60 |
| | Drain Pipe Size O.D. | inch [ mm ] | 1-1/4 [ 32 ] |
| | Condensate Lift Mechanism, Max Height | inch [ mm ] | 27-9/16 [ 700 ] |
| | Unit Dimensions (W x D x H) | inch x inch x inch [ mm x mm x mm ] | 35-7/16 x 28-7/8 x 9-7/8 [ 900 x 732 x 250 ] |
| | Package Dimensions (W x D x H) | inch x inch x inch [ mm x mm x mm ] | 46-1/8 x 35-7/16 x 13 [ 1170 x 900 x 330 ] |
| | Unit Weight | lbs [ kg ] | 60 [ 27 ] |
| | Package Weight | lbs [ kg ] | 71 [ 32 ] |
| IDU Operating Temp. Range | Cooling Intake Air Temp [Maximum / Minimum] | °FDB , °FWB / °FDB , °FWB | 90 , 73 / 66 , 59 |
| | Heating Intake Air Temp [Maximum / Minimum] | °FDB | 83 / 50 |
| Outdoor Unit | MCA | A | 25 |
| | MOCP | A | 42 |
| | Fan Motor Output | W | 50 |

**Notes**

[1]Cooling at 95°F (Indoor // Outdoor) °F 80 DB, 67 WB // 95 DB, 75 WB
[2]Heating at 47°F (Indoor // Outdoor) °F 70 DB, 60 WB // 47 DB, 43 WB
[3]Heating at 17°F (Indoor // Outdoor) °F 70 DB, 60 WB // 17 DB, 15 WB
[5]Heating at 5°F (Indoor // Outdoor) °F 70 DB, 60 WB // 5 DB, 4 WB
[9]Heating at -13°F (Indoor // Outdoor) °F 70 DB, 60 WB // -13 DB, -14 WB
[*]Indoor/Outdoor Unit Operating Temperature Range (Cooling Air Temp [Maximum / Minimum]): • Applications should be restricted to comfort cooling only; equipment cooling applications are not recommended for low ambient temperature conditions.
[**]Outdoor Unit Operating Temperature Range (Cooling Thermal Lock-out / Re-start Temperatures; Heating Thermal Lock-out / Re-start Temperatures): • System cuts out in heating mode and automatically restarts at these temperatures.
[3]Nominal capacity only. Actual capacity output varies based on the system specific configuration


© 2026 Mitsubishi Electric Trane HVAC US LLC. All rights reserved.

# SPECIFICATIONS: PEAD-AA15NL & SUZ-AA15NLHZ

| | | | |
|---|---|---|---|
| Outdoor Unit | Airflow Rate Cooling | CFM | 2193 |
| | Airflow Rate Heating | CFM | 1949 |
| | Defrost Method | | Reverse Cycle |
| | Coating on Heat Exchanger (Bluefin, Sea Coast) | | Yes , Yes |
| | Sound Pressure Level, Cooling[1] | dB (A) | 54 |
| | Sound Pressure Level, Heating[2] | dB (A) | 55 |
| | Compressor Type | | Twin Rotary |
| | Compressor Model | | SRB172FQHMT |
| | Compressor Oil [Type // Charge] | // oz | RM68EH // 14.5 |
| | External Finish Color | | Munsell No.3Y 7.8/1.1 |
| | Base Pan Heater | | Built-in |
| | Unit Dimensions (W x D x H) | inch x inch x inch [ mm x mm x mm ] | 33-1/16 x 13 x 34-5/8 [ 840 x 330 x 880 ] |
| | Package Dimensions (W x D x H) | inch x inch x inch [ mm x mm x mm ] | 38-5/8 x 16-9/16 x 39 [ 980 x 420 x 990 ] |
| | Unit Weight | lbs [ kg ] | 115 [ 52.16 ] |
| | Package Weight | lbs [ kg ] | 133 [ 60.33 ] |
| ODU Operating Temp. Range | Cooling Intake Air Temp [Maximum / Minimum*] | °FDB | 115 / 14 |
| | Cooling Thermal Lock-out / Re-start Temperatures** | °FDB | -1 / 3 |
| | Heating Intake Air Temp [Maximum / Minimum] | °FDB , °FWB / °FDB , °FWB | 75 , 65 / -13 , -14 |
| | Heating Thermal Lock-out / Re-start Temperatures** | °FDB | -22.5 / -14 |
| Refrigerant | Type | | R454B |
| | Pre-Charged Refrigerant Amount | lbs | 3 |
| | Maximum Pre-Charged Piping Length | ft [ m ] | 25 [ 7.60 ] |
| | Additional Refrigerant Charge Per Additional Piping Length | oz/ft | 0.22 |
| Piping | Liquid Pipe Size O.D. [Flared] | inch [ mm ] | 1/4 [ 6.35 ] |
| | Gas Pipe Size O.D. [Flared] | inch [ mm ] | 1/2 [ 12.72 ] |
| | Maximum Piping Length | ft [ m ] | 100 [ 30 ] |
| | Maximum Height Difference | ft [ m ] | 50 [ 15 ] |
| | Maximum Number of Bends | | 10 |

**Notes**

[1]Cooling at 95°F (Indoor // Outdoor) °F 80 DB, 67 WB // 95 DB, 75 WB
[2]Heating at 47°F (Indoor // Outdoor) °F 70 DB, 60 WB // 47 DB, 43 WB
[3]Heating at 17°F (Indoor // Outdoor) °F 70 DB, 60 WB // 17 DB, 15 WB
[5]Heating at 5°F (Indoor // Outdoor) °F 70 DB, 60 WB // 5 DB, 4 WB
[9]Heating at -13°F (Indoor // Outdoor) °F 70 DB, 60 WB // -13 DB, -14 WB
[*]Indoor/Outdoor Unit Operating Temperature Range (Cooling Air Temp [Maximum / Minimum]): • Applications should be restricted to comfort cooling only; equipment cooling applications are not recommended for low ambient temperature conditions.
[**]Outdoor Unit Operating Temperature Range (Cooling Thermal Lock-out / Re-start Temperatures; Heating Thermal Lock-out / Re-start Temperatures): • System cuts out in heating mode and automatically restarts at these temperatures.
[3]Nominal capacity only. Actual capacity output varies based on the system specific configuration


© 2026 Mitsubishi Electric Trane HVAC US LLC. All rights reserved.

# INDOOR UNIT ACCESSORIES: PEAD-AA15NL

| | | | |
|---|---|---|---|
| Condensate | Blue Diamond MaxiBlue Condensate Pump with Reservoir Sensor 115-230V up to 48k BTU/h | ☐ | X88-721 |
| | Refco Condensate Pump 100-240V up to 120k BTU/h | ☐ | COMBI |
| | Blue Diamond Sensor Extension Cable 15 Ft | ☐ | C13-103 |
| | Blue Diamond MaxiBlue Advanced Mini Condensate Pump w Reservoir Sensor 110V up to 48000 BTUH recommended | ☐ | X87-711 |
| | Blue Diamond MegaBlue Condensate Pump with Reservoir Sensor 115-230V up to 170k BTU/h | ☐ | X87-835 |
| | Sauermann Condensate Pump 120-230V up to 60k BTU/h | ☐ | SI30-230 |
| | Blue Diamond MicroBlue Mini Condensate Pump 110208230V up to 18000 BTUH | ☐ | X86-003 |
| Control Interface | Thermostat Interface for 3rd Party Thermostats | ☐ | PAC-US445CN-1 |
| | kumo station® for Comfort app | ☐ | PAC-WHS01HC-E |
| | Procon BACnet® and Modbus® Interface | ☐ | PAC-UKPRC001-CN-1 |
| | Airzone Wireless Lite Controller Black | ☐ | AZZBSLITERN |
| | Airzone Wireless Lite Controller White | ☐ | AZZBSLITERB |
| | IT Extender | ☐ | PAC-WHS01IE-E |
| | Operation and Error Status Output Adapter | ☐ | PAC-SF40RM-E |
| | Airzone Wireless Think Controller Black | ☐ | AZZBSTHINKRN |
| | Airzone Wired Blueface Controller Black | ☐ | AZZBSBLUEZEROCN |
| | Wireless Interface 2 for Comfrot app | ☐ | PAC-USWHS002-WF-2 |
| | Airzone Wireless Think Controller White | ☐ | AZZBSTHINKRB |
| | Airzone Wired Blueface Controller White | ☐ | AZZBSBLUEZEROCB |
| Control Wire | 202PR 1PR shielded 1PR plenum wire for Airzone 100 ft reel | ☐ | CW2042S2-100 |
| | 202PR shielded 1PR plenum wire for Airzone 500 ft reel | ☐ | CW2042S2-500 |
| Disconnect Switch | 30A600VUL fits 2 X 4 utility box - White | ☐ | TAZ-MS303W |
| | 30A600VUL fits 2 X 4 utility box - Black | ☐ | TAZ-MS303 |
| Filter Box | Filter Box with 2" thick pleated MERV 13 Filters | ☐ | FBM2-2-A |
| Lineset | 1/4 x 1/2 Lineset Twin-Tube Insulation - 100 feet | ☐ | MLS141212T-100 |
| | 1/4 x 1/2 Lineset Twin-Tube Insulation - 50 feet | ☐ | MLS141212T-50 |
| | 1/4 x 1/2 Lineset Twin-Tube Insulation - 15 feet | ☐ | MLS141212T-15 |
| | 1/4 x 1/2 Lineset Twin-Tube Insulation - 30 feet | ☐ | MLS141212T-30 |
| | 1/4 x 1/2 Lineset Twin-Tube Insulation - 65 feet | ☐ | MLS141212T-65 |
| Remote Sensor | Wireless temperature and humidity sensor for Comfort app | ☐ | PAC-USWHS003-TH-1 |
| | Wall Mount Remote Temperature Sensor | ☐ | PAC-SE41TS-E |
| | Flush Mount Remote Temperature Sensor for SEZ SLZ SVZ and all P-Series models | ☐ | PAC-USSEN002-FM-1 |
| Terminal Signal Adapter | Connector and wire for On/Off and Fan command using CN32 | ☐ | PAC-715AD |
| | Backup Heat Relay Kit | ☐ | CN24RELAY-KIT-CM3 |
| | Connector and wire for On/Off and Error status using CN51 and CN52 | ☐ | PAC-725AD |
| Wired Remote Controller | Deluxe Wired MA Remote Controller | ☐ | PAR-42MAAUB |
| | Touch MA Remote Controller | ☐ | PAR-CT01MAU-SB |
| | Simple MA Remote Controller | ☐ | PAC-YT53CRAU-J |
| | Simple Direct Wired Remote Controller | ☐ | PAC-SDW01RC-1 |
| Wireless Remote Controller | Wireless Remote Contoller | ☐ | PAR-SL101A-E |
| | Wireless RedLINK™ Remote Controller | ☐ | MHK2 |
| | Lockdown Bracket for Wireless Handheld Remote Controllers | ☐ | RCMKP1CB |
| | Wireless MA Handheld Remote Controller (requires PAR-FA32MA-E) | ☐ | PAR-FL32MA-E |
| | Universal Wireless Receiver for PAR-FL32MA-E | ☐ | PAR-FA32MA-W |

**Notes**

[1]Unable to use with Wireless Handheld Remote Controller
[1]Requires MAC-334IF-E Interface to connect MA controller


© 2026 Mitsubishi Electric Trane HVAC US LLC. All rights reserved.

# OUTDOOR UNIT ACCESSORIES: SUZ-AA15NLHZ

| | | |
|---|---|---|
| Air Outlet Guide | Air Outlet Guide | ☐ MAC-890SG-E |
| Control/Service Tool | M- & P-Series Maintenance Tool Cable Set | ☐ M21EC0397 |
| | Maintenance Tool Interface | ☐ PAC-USCMS-MN-1 |
| Drain Socket | Drain Socket | ☐ MAC-871DS |
| Hail Guards | Hail Guard | ☐ HG-A7 |
| Mini-Split Wire | 14 Gauge 4 wire Armored MiniSplit Cable250 ft roll | ☐ SW144-250 |
| | 14 Gauge 4 wire MiniSplit Cable250 ft roll | ☐ S144-250 |
| | 14 Gauge 4 wire MiniSplit Cable50 ft roll | ☐ S144-50 |
| | 14 Gauge 4 wire Armored MiniSplit Cable50 ft roll | ☐ SW144-50 |
| Mounting Pad | Condensing Unit Mounting Pad 16 x 36 x 3 | ☐ ULTRILITE1 |
| Muffler | Muffler | ☐ MAC-002MF-E |
| Snow/Rain Diverter | SnowRain Diverter | ☐ SRD-3 |
| Stand | Outdoor Unit 3-14 inch Mounting Base Pair - Plastic | ☐ DSD-400P |
| | Condenser Wall Bracket | ☐ QSWB2000M-1 |
| | 18 Single Fan Stand | ☐ QSMS1801M |
| | 24 Single Fan Stand | ☐ QSMS2401M |
| | Condenser Wall Bracket - Stainless Steel Finish | ☐ QSWBSS |
| | Outdoor Unit Stand 12 High | ☐ QSMS1201M |
| **Notes** | | |


© 2026 Mitsubishi Electric Trane HVAC US LLC. All rights reserved.

# INDOOR UNIT DIMENSIONS: PEAD-AA15NL

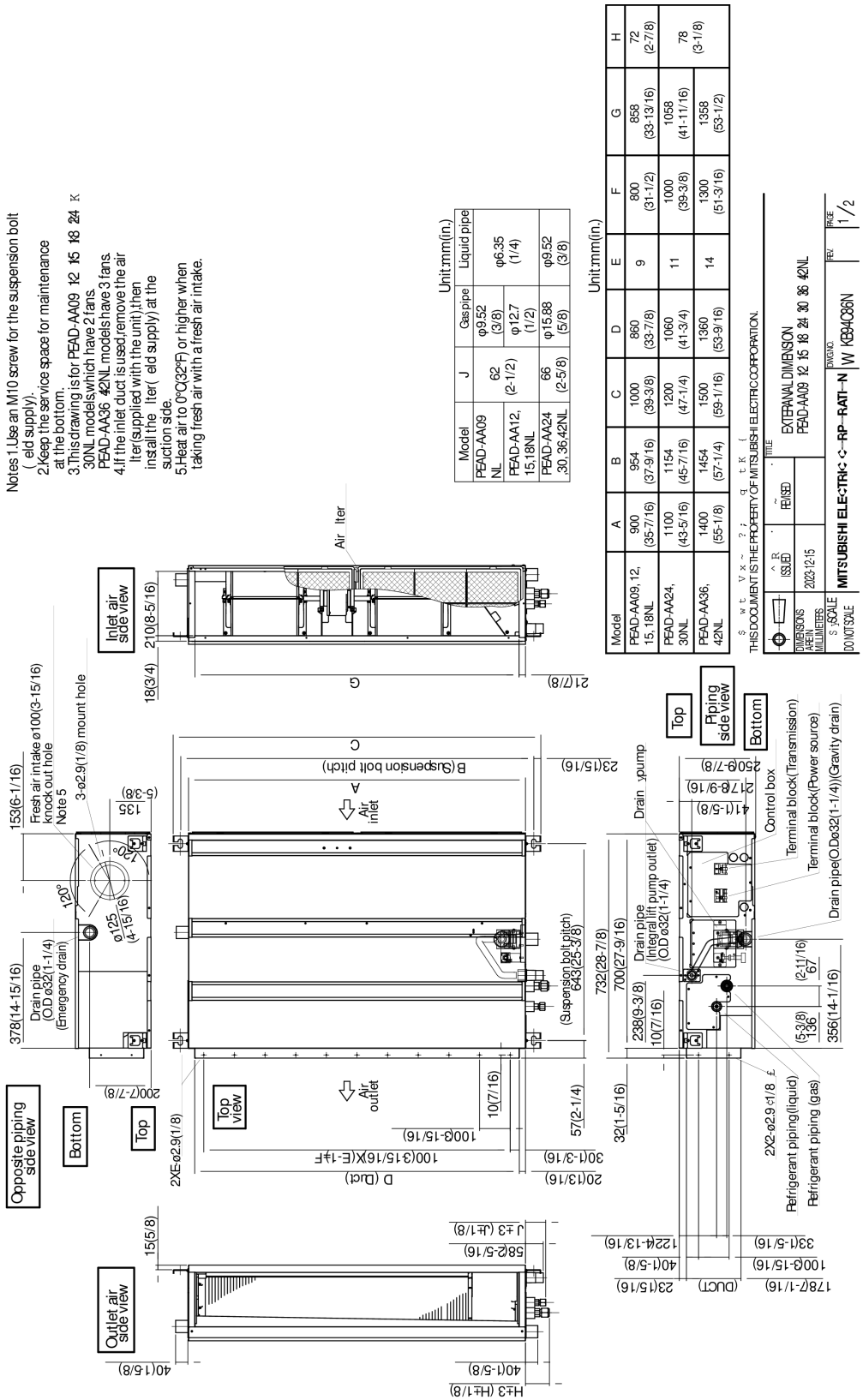



© 2026 Mitsubishi Electric Trane HVAC US LLC. All rights reserved.

# OUTDOOR UNIT DIMENSIONS: SUZ-AA15NLHZ

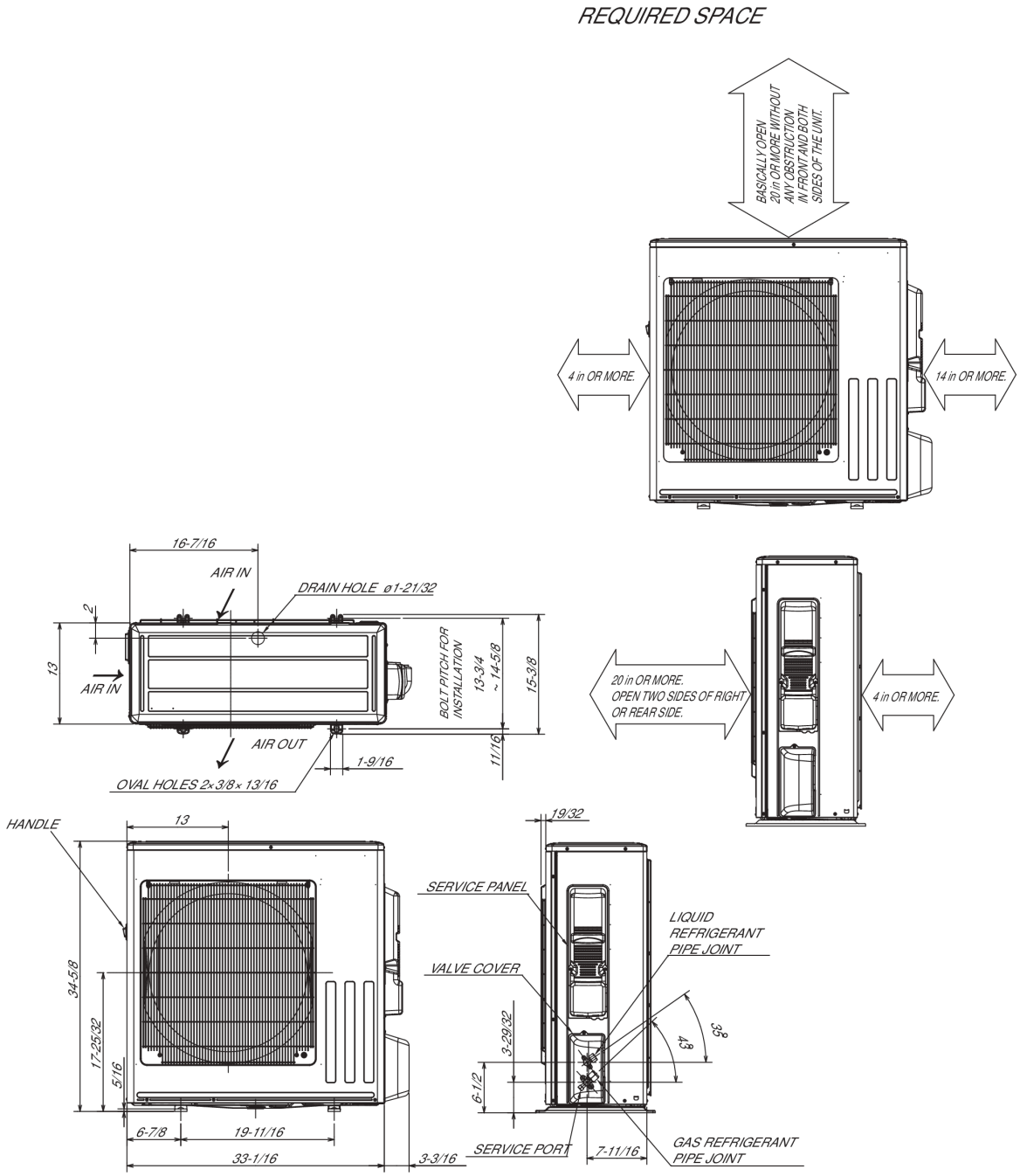


| | | |
|---|---|---|
| REFRIGERANT PIPE JOINT | LIQUID REFRIGERANT PIPE | FLARED ø6.35 (1/4") |
| | GAS REFRIGERANT PIPE | AA09/12 : FLARED ø9.52 (3/8")<br>AA15/18 : FLARED ø12.7 (1/2")<br>AA24/30/36 : FLARED ø15.88 (5/8") |


1340 Satellite Boulevard Suwanee, GA 30024
Toll Free: 800-433-4822 · mitsubishicomfort.com


METUS_2026-08_PROPIN


Specifications are subject to change without notice.

© 2026 Mitsubishi Electric Trane HVAC US LLC. All rights reserved.