# MSZ-EX09NL2W & SUZ-AA09NL
## 9,000 BTU/H WALL-MOUNTED INDOOR UNIT
## 9,000 BTU/H HEAT PUMP OUTDOOR UNIT

| | | | |
|---|---|---|---|
| **Job Name:** | | | |
| **System Reference:** | | **Date:** | |



INDOOR Unit ... MSZ-EX09NL2W

OUTDOOR Unit ... SUZ-AA09NL

### INDOOR UNIT FEATURES

- Wi-Fi Built-in: Wi-Fi enabled units pair with the Comfort app for complete control over temperature, fan speeds, modes, schedules, and more.
- Econo Cool: Econo Cool is feature that temporarily adjusts the airflow to maintain comfort while using less energy.
- Swing Mode: An indoor unit with this capability can move air throughout the room like an oscillating fan.
- Smart Set: Smart Set conveniently adjusts to the preferred preset temperature by pressing a single button on the remote control.
- Dual Barrier Coating: Dual Barrier Coating reduces the collection of contaminants like dust, fibers, smoke, and oil on the inner surface of the indoor unit.
- Quiet: Outdoor units are as quiet as a typical conversation, and most indoor units are whisper quiet.
- Electrostatic Enzyme Filter (Built-In): Charged with static electricity, the Electrostatic filter is designed to attract and filter charged particles which can include airborne non-living particulates.

### OUTDOOR UNIT FEATURES

- Inverter Driven Compressor: Inverter technology uses only the precise amount of energy needed to keep a space comfortable.
- Blue Fin Coating: Anti-corrosion coating that protects the outdoor heat exchanger against salt, sulfur, and other airborne contaminants that impact the efficiency and performance of the outdoor units.
- Seacoast Protection: An anti-corrosion treatment applied to the aluminum fins of the heat exchanger of the outdoor unit to protect against corrosion caused by salt, sulfur, and other airborne contaminants, especially in coastal and industrial areas.


© 2026 Mitsubishi Electric Trane HVAC US LLC. All rights reserved.

# SPECIFICATIONS: MSZ-EX09NL2W & SUZ-AA09NL

| | | | |
|---|---|---|---|
| Cooling at 95F[1] | Maximum Capacity | Btu/h | 9000 |
| | Rated Capacity | Btu/h | 9000 |
| | Minimum Capacity | Btu/h | 2300 |
| | Maximum Power Input | W | 700 |
| | Rated Power Input | W | 700 |
| | Moisture Removal | Pints/h | 0.20 |
| | Sensible Heat Factor | | 0.97 |
| | Power Factor [208V / 230V] | % | 91 / 91 |
| Heating at 47F[2] | Maximum Capacity | Btu/h | 13000 |
| | Rated Capacity | Btu/h | 12000 |
| | Minimum Capacity | Btu/h | 5300 |
| | Maximum Power Input | W | 910 |
| | Rated Power Input | W | 800 |
| | Power Factor [208V / 230V] | % | 94 / 94 |
| Heating at 17F[3] | Maximum Capacity | Btu/h | 7700 |
| | Rated Capacity | Btu/h | 7700 |
| | Maximum Power Input | W | 660 |
| | Rated Power Input | W | 660 |
| Heating at 5F[5] | Maximum Capacity | Btu/h | 6200 |
| | Maximum Power Input | W | 605 |
| Heating at -4F[6] | Maximum Capacity | Btu/h | 5200 |
| Efficiency | SEER2 | | 21.70 |
| | EER2[1] | | 12.80 |
| | HSPF2 [IV] | | 12.90 |
| | COP at 47°F[2] | | 4.30 |
| | COP at 17°F at Maximum Capacity[3] | | 3.40 |
| | COP at 5°F at Maximum Capacity[5] | | 3.00 |
| | COP at -4°F at Maximum Capacity[6] | | 2.62 |
| | ENERGY STAR® Certified | | Yes |
| Electrical | Voltage, Phase, Frequency | V AC / V AC , ø , Hz | 208 / 230 , 1 , 60 |
| | Guaranteed Voltage Range | V AC | 198 - 253 |
| | Voltage: Indoor - Outdoor, S1-S2 | V AC | 208/230 |
| | Voltage: Indoor - Outdoor, S2-S3 | V DC | 12-24 |
| | Short-circuit Current Rating [SCCR] | kA | 5 |
| | Recommended Fuse/Breaker Size (Outdoor) | A | 15 |
| | Recommended Wire Size [Indoor - Outdoor] | AWG | 14 |
| Indoor Unit | Fan Motor Output | W | 30 |
| | Fan Motor Type | | DC Motor |
| | Airflow Rate at Cooling, Dry | CFM | 143 , 164 , 228 , 305 , 391 |
| | Airflow Rate at Cooling, Wet | CFM | 128 , 147 , 205 , 274 , 352 |
| | Airflow Rate at Heating, Dry | CFM | 143 , 164 , 205 , 244 , 448 |
| | Sound Pressure Level [Cooling] | dB (A) | 21 , 23 , 29 , 36 , 42 |
| | Sound Pressure Level [Heating] | dB (A) | 21 , 24 , 29 , 37 , 45 |
| | Drain Pipe Size O.D. | inch [ mm ] | 5/8 [ 16 ] |
| | Dual Barrier Coating on Heat Exchanger | | Yes |
| | Dual Barrier Coating on Fan | | Yes |
| | External Finish Color | | 0.7PB 9.2/0.4 |
| | Unit Dimensions (W x D x H) | inch x inch x inch [ mm x mm x mm ] | 34-13/16 x 7-11/16 x 11-3/4 [ 885 x 195 x 299 ] |
| | Package Dimensions (W x D x H) | inch x inch x inch [ mm x mm x mm ] | 35-5/8 x 14-3/16 x 10-11/16 [ 980 x 360 x 270 ] |
| | Unit Weight | lbs [ kg ] | 26 [ 11.50 ] |
| | Package Weight | lbs [ kg ] | 29 [ 13 ] |
| IDU Operating Temp. Range | Cooling Intake Air Temp [Maximum / Minimum] | °FDB , °FWB / °FDB , °FWB | 90 , 73 / 66 , 59 |
| | Heating Intake Air Temp [Maximum / Minimum] | °FDB | 83 / 50 |
| Outdoor Unit | MCA | A | 13 |
| | MOCP | A | 22 |

**Notes**

[1]Cooling at 95°F (Indoor // Outdoor) °F 80 DB, 67 WB // 95 DB, 75 WB
[2]Heating at 47°F (Indoor // Outdoor) °F 70 DB, 60 WB // 47 DB, 43 WB
[3]Heating at 17°F (Indoor // Outdoor) °F 70 DB, 60 WB // 17 DB, 15 WB
[5]Heating at 5°F (Indoor // Outdoor) °F 70 DB, 60 WB // 5 DB, 4 WB
[*]Indoor/Outdoor Unit Operating Temperature Range (Cooling Air Temp [Maximum / Minimum]): • Applications should be restricted to comfort cooling only; equipment cooling applications are not recommended for low ambient temperature conditions.
[**]Outdoor Unit Operating Temperature Range (Cooling Thermal Lock-out / Re-start Temperatures; Heating Thermal Lock-out / Re-start Temperatures): • System cuts out in heating mode and automatically restarts at these temperatures.
[6]Heating at -4°F (Indoor // Outdoor) °F 70 DB, 60 WB // -4 DB, -5 WB


© 2026 Mitsubishi Electric Trane HVAC US LLC. All rights reserved.

| | | | |
|---|---|---|---|
| Outdoor Unit | Fan Motor Output | W | 55 |
| | Airflow Rate Cooling | CFM | 1229 |
| | Airflow Rate Heating | CFM | 1172 |
| | Defrost Method | | Reverse Cycle |
| | Coating on Heat Exchanger (Bluefin, Sea Coast) | | Yes , Yes |
| | Sound Pressure Level, Cooling[1] | dB (A) | 48 |
| | Sound Pressure Level, Heating[2] | dB (A) | 50 |
| | Compressor Type | | Twin Rotary |
| | Compressor Model | | SRB092FQFMC |
| | Compressor Oil [Type // Charge] | // oz | RM68EH // 11.8 |
| | External Finish Color | | Munsell No.3Y 7.8/1.1 |
| | Base Pan Heater | | Optional |
| | Unit Dimensions (W x D x H) | inch x inch x inch [ mm x mm x mm ] | 31-1/2 x 11-1/4 x 21-5/8 [ 800 x 285 x 550 ] |
| | Package Dimensions (W x D x H) | inch x inch x inch [ mm x mm x mm ] | 37-1/16 x 15 x 24-13/16 [ 940 x 380 x 630 ] |
| | Unit Weight | lbs [ kg ] | 81 [ 37 ] |
| | Package Weight | lbs [ kg ] | 88.18 [ 40 ] |
| ODU Operating Temp. Range | Cooling Intake Air Temp [Maximum / Minimum*] | °FDB | 115 / 14 |
| | Cooling Thermal Lock-out / Re-start Temperatures** | °FDB | -1 / 3 |
| | Heating Intake Air Temp [Maximum / Minimum] | °FDB , °FWB / °FDB , °FWB | 70 , 65 / -4 , -5 |
| | Heating Thermal Lock-out / Re-start Temperatures** | °FDB | -14 / -4 |
| Refrigerant | Type | | R454B |
| | Pre-Charged Refrigerant Amount | lbs , oz | 2 , |
| | Maximum Pre-Charged Piping Length | ft [ m ] | 65 [ 7.60 ] |
| | Additional Refrigerant Charge Per Additional Piping Length | oz/ft | 0 |
| Piping | Gas Pipe Size O.D. [Flared] | inch [ mm ] | 3/8 [ 9.52 ] |
| | Liquid Pipe Size O.D. [Flared] | inch [ mm ] | 1/4 [ 6.35 ] |
| | Maximum Piping Length | ft [ m ] | 65 [ 20 ] |
| | Maximum Height Difference | ft [ m ] | 40 [ 12 ] |
| | Maximum Number of Bends | | 10 |

**Notes**

[1]Cooling at 95°F (Indoor // Outdoor) °F 80 DB, 67 WB // 95 DB, 75 WB
[2]Heating at 47°F (Indoor // Outdoor) °F 70 DB, 60 WB // 47 DB, 43 WB
[3]Heating at 17°F (Indoor // Outdoor) °F 70 DB, 60 WB // 17 DB, 15 WB
[5]Heating at 5°F (Indoor // Outdoor) °F 70 DB, 60 WB // 5 DB, 4 WB
[*]Indoor/Outdoor Unit Operating Temperature Range (Cooling Air Temp [Maximum / Minimum]): • Applications should be restricted to comfort cooling only; equipment cooling applications are not recommended for low ambient temperature conditions.
[**]Outdoor Unit Operating Temperature Range (Cooling Thermal Lock-out / Re-start Temperatures; Heating Thermal Lock-out / Re-start Temperatures): • System cuts out in heating mode and automatically restarts at these temperatures.
[6]Heating at -4°F (Indoor // Outdoor) °F 70 DB, 60 WB // -4 DB, -5 WB


© 2026 Mitsubishi Electric Trane HVAC US LLC. All rights reserved.

# INDOOR UNIT ACCESSORIES: MSZ-EX09NL2W

| | | | |
|---|---|---|---|
| Condensate | Sauermann Condensate Pump | ☐ | SI30-230 |
| | Blue Diamond Sensor Extension Cable 15 Ft | ☐ | C13-103 |
| | Refco Condensate Pump 100-240 VAC up to 120000 BTUH | ☐ | COMBI |
| | Blue Diamond MegaBlue Advanced Condensate Pump w Reservoir Sensor | ☐ | X87-835 |
| | REFCO PUMP 100-240 VAC 506O HZ | ☐ | X86-011 |
| | Blue Diamond Advanced Mini Condensate Pump w Reservoir Sensor 208230V recommended | ☐ | X88-721 |
| | Drain Pan Level SensorControl | ☐ | SS610E |
| | Blue Diamond MaxiBlue Advanced Mini Condensate Pump w Reservoir Sensor 110V up to 48000 BTUH recommended | ☐ | X87-711 |
| | Blue Diamond MicroBlue Mini Condensate Pump 110208230V up to 18000 BTUH | ☐ | X86-003 |
| | Refco Condensate Pump 100-240 VAC | ☐ | GOBI-II |
| Control Interface | IT Extender for kumo station | ☐ | PAC-WHS01IE-E |
| | Thermostat Interface for 3rd Party Thermostats | ☐ | PAC-US445CN-1 |
| | kumo station for the Comfort app | ☐ | PAC-WHS01HC-E |
| | Procon BACnet and Modbus Interface | ☐ | PAC-UKPRC001-CN-1 |
| | Airzone Wireless Think Controller White | ☐ | AZZBSTHINKRB |
| | Wireless Interface Adapter for the Comfort app | ☐ | PAC-USWHS002-WF-2 |
| | Airzone Wired Blueface Controller White | ☐ | AZZBSBLUEZEROCB |
| | Airzone Wireless Lite Controller White | ☐ | AZZBSLITERB |
| | M-NET adapter <sup>2</sup> | ☐ | MAC-334IF-E |
| | Airzone Wired Blueface Controller Black | ☐ | AZZBSBLUEZEROCN |
| | Airzone Wireless Think Controller Black | ☐ | AZZBSTHINKRN |
| | Airzone Wireless Lite Controller Black | ☐ | AZZBSLITERN |
| Disconnect Switch | 30A600VUL fits 2 X 4 utility box - Black | ☐ | TAZ-MS303 |
| | 30A600VUL fits 2 X 4 utility box - White | ☐ | TAZ-MS303W |
| Drain Hose | Flexible Mini-Split Drain Hose | ☐ | DRX-16 |
| Filter | Electro Static Anti-allergy Enzyme Filter | ☐ | MAC-2320FT-E |
| | Microparticle Filter | ☐ | MAC-EMF515FT-E |
| Lineset | 65 x 1/4 x 65 3/8 Lineset Twin-Tube Insulation | ☐ | MLS143812T-65 |
| | 30 x 1/4 x 30 3/8 Lineset Twin-Tube Insulation | ☐ | MLS143812T-30 |
| | 50 x 1/4 x 50 3/8 Lineset Twin-Tube Insulation | ☐ | MLS143812T-50 |
| | 15 x 1/4 x 15 3/8 Lineset Twin-Tube Insulation | ☐ | MLS143812T-15 |
| Remote Sensor | Wireless temperature and humidity sensor for the Comfort app | ☐ | PAC-USWHS003-TH-1 |
| | Remote Temperature Sensor for MFZ MLZ and MSZ models | ☐ | M21EAA307 |
| Terminal Signal Adapter | Backup Heat Relay Kit Adapter for CN24 or CN152 Connector | ☐ | CN24RELAY-KIT-CM3 |
| Wired Remote Controller | Simple Direct Wired Remote Controller | ☐ | PAC-SDW01RC-1 |
| | Simple MA Remote Controller <sup>1</sup> | ☐ | PAC-YT53CRAU-J |
| | Deluxe Wired MA Remote Controller <sup>1</sup> | ☐ | PAR-42MAAUB |
| | Touch MA Wired Remote Controller <sup>1</sup> | ☐ | PAR-CT01MAU-SB |
| Wireless Remote Controller | Lockdown Bracket for Wireless Handheld Remote Controllers | ☐ | RCMKP1CB |
| | RedLINK Wireless Remote Controller | ☐ | MHK2 |

**Notes**

[2]Allows IDU Connection to MA Controller: *Deluxe MA Remote Controller *Simple MA Controller *Touch MA Controller
[1]Requires MAC-334IF-E Interface to connect MA controller


© 2026 Mitsubishi Electric Trane HVAC US LLC. All rights reserved.

# OUTDOOR UNIT ACCESSORIES: SUZ-AA09NL

| | | |
|---|---|---|
| Air Outlet Guide | Air Outlet Guide | ☐ MAC-881SG-E |
| Centralized Drain Pan | Centralized Drain Pan | ☐ PAC-SG63DP-E |
| Control/Service Tool | M- & P-Series Maintenance Tool Cable Set | ☐ M21EC0397 |
| | Maintenance Tool Interface | ☐ PAC-USCMS-MN-1 |
| Drain Socket | Drain Socket | ☐ MAC-871DS |
| Hail Guards | Hail Guard | ☐ HG-B4 |
| Mini-Split Wire | 14 Gauge 4 wire Armored MiniSplit Cable250 ft roll | ☐ SW144-250 |
| | 14 Gauge 4 wire MiniSplit Cable50 ft roll | ☐ S144-50 |
| | 14 Gauge 4 wire MiniSplit Cable250 ft roll | ☐ S144-250 |
| | 14 Gauge 4 wire Armored MiniSplit Cable50 ft roll | ☐ SW144-50 |
| Mounting Pad | Condensing Unit Mounting Pad 16 x 36 x 3 | ☐ ULTRILITE1 |
| Muffler | Muffler | ☐ MAC-001MF-E |
| Optional Defrost Heater | Base Heater | ☐ MAC-650BH-U |
| Snow/Rain Diverter | SnowRain Diverter | ☐ SRD-1 |
| Stand | Condenser Wall Bracket - Stainless Steel Finish | ☐ QSWBSS |
| | 18 Single Fan Stand | ☐ QSMS1801M |
| | Condenser Wall Bracket | ☐ QSWB2000M-1 |
| | 24 Single Fan Stand | ☐ QSMS2401M |
| | Outdoor Unit Stand 12 High | ☐ QSMS1201M |
| | Outdoor Unit 3-14 inch Mounting Base Pair - Plastic | ☐ DSD-400P |
| **Notes** | | |


© 2026 Mitsubishi Electric Trane HVAC US LLC. All rights reserved.

# INDOOR UNIT DIMENSIONS: MSZ-EX09NL2W

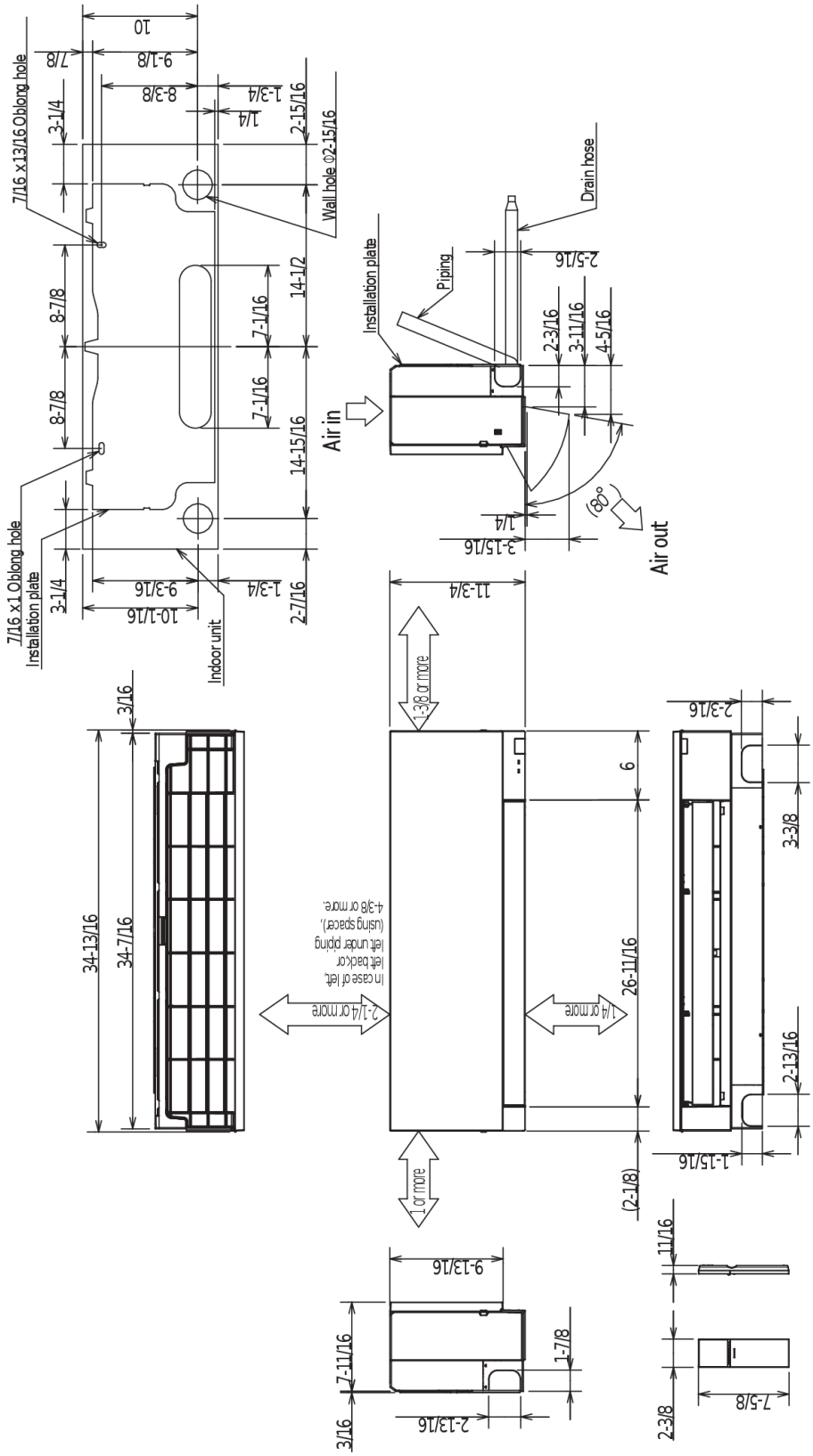


## MSZ-EX15/18NL2

| | | |
|---|---|---|
| Piping | Insulation | φ1-7/16 O.D |
| | Liquid line | φ1/4 - 19-11/16 (Flared connection φ1/4) |
| | Gas line | φ3/8 - 16-15/16 (Flared connection φ1/2) |
| Drain hose | | Insulation φ1-1/8 Connected part φ5/8 O.D active length 15-3/8 |

Note: Extension pipe size refer to the specifications table.

## MSZ-EX09/12NL2

| | | |
|---|---|---|
| Piping | Insulation | φ1-7/16 O.D |
| | Liquid line | φ1/4 - 19-11/16 (Flared connection φ1/4) |
| | Gas line | φ3/8 - 16-15/16 (Flared connection φ3/8) |
| Drain hose | | Insulation φ1-1/8 Connected part φ5/8 O.D active length 15-3/8 |

Note: Extension pipe size refer to the specifications table.


© 2026 Mitsubishi Electric Trane HVAC US LLC. All rights reserved.

# OUTDOOR UNIT DIMENSIONS: SUZ-AA09NL

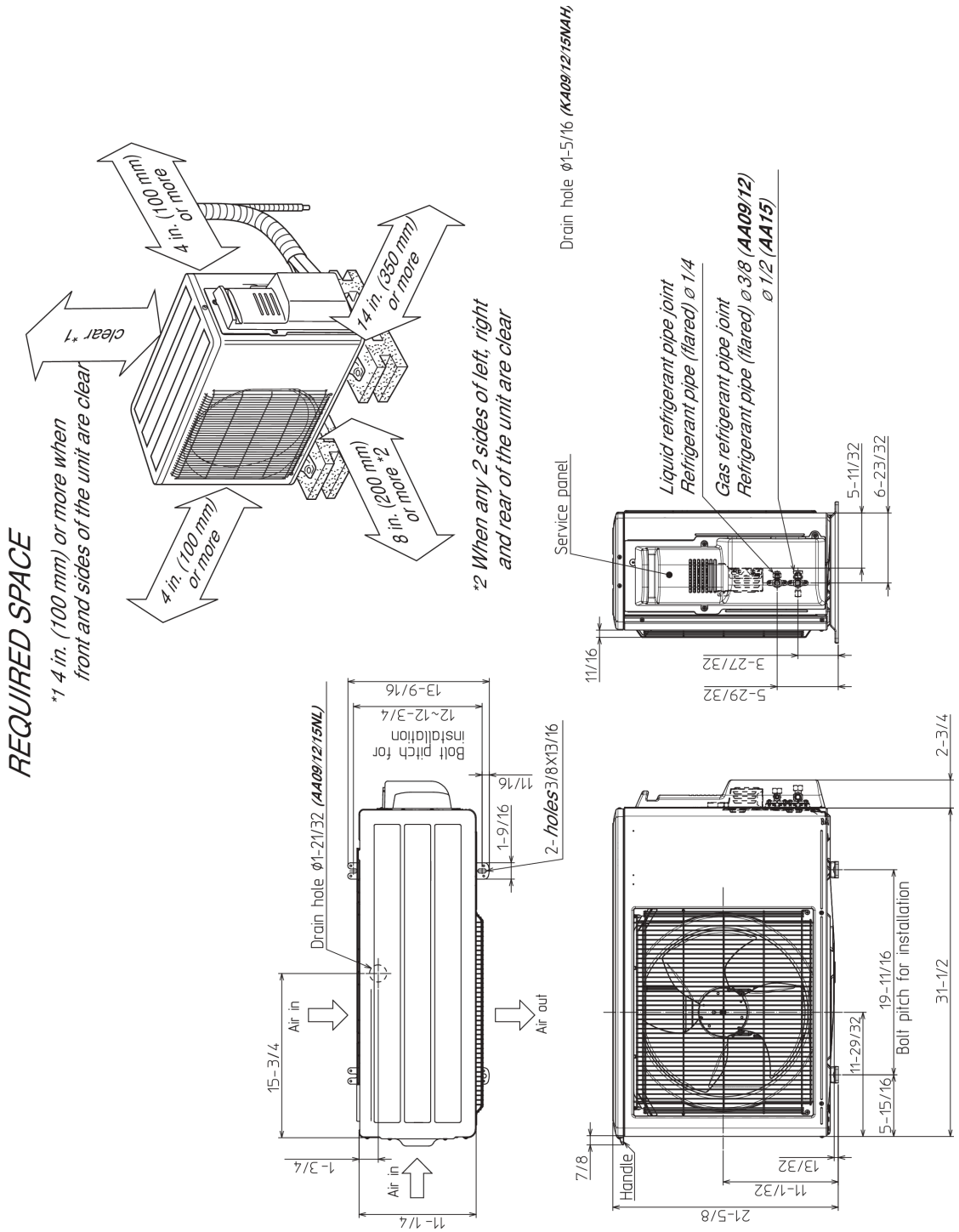


1340 Satellite Boulevard Suwanee, GA 30024
Toll Free: 800-433-4822 · mitsubishicomfort.com

METUS_2026-07_PROPIN

Specifications are subject to change without notice.
© 2026 Mitsubishi Electric Trane HVAC US LLC. All rights reserved.